

English Version

Welcome

TOYAMA CITY GUIDE MAP

● Official Toyama City Travel Guide TOYAMA NET

<http://www.toyamashi-kankoukyoukai.jp/en/>

● Multilingual Tourist Information Website

<http://visit-toyama.com>





Tips for Taking Trams



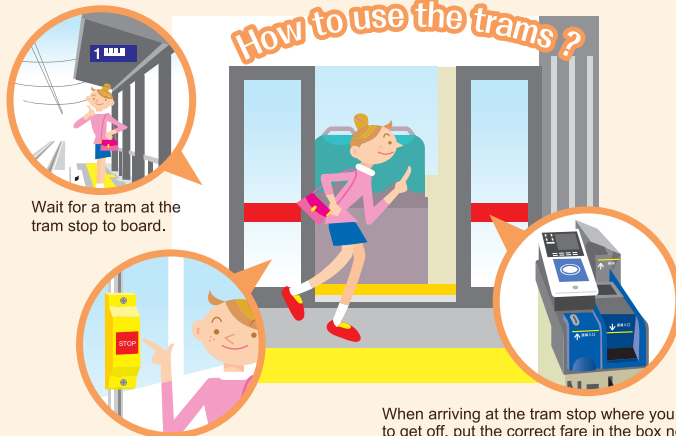
PORTAM
(Toyama Light Rail)



City Tram



CENTRAM
(City Tram Loop Line)



Wait for a tram at the tram stop to board.

When nearing the tram stop where you want to get off, press the buzzer in the tram car to inform the driver.

When arriving at the tram stop where you want to get off, put the correct fare in the box next to the driver's seat before exiting.

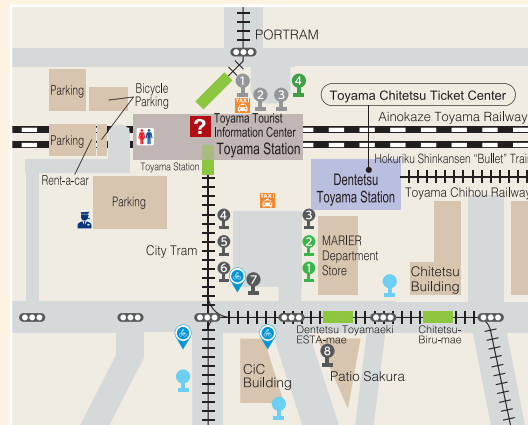
- Fare: Adult 200 yen, Child 100 yen
- If you have a pass, show it to the driver before getting off.

Welcome to Toyama

"Complimentary Tram Ticket" for International Guests

You can get free tickets of next generation tram system "PORTAM" & "CENTRAM" which run through city center and Iwase area. Tickets are available at hotel front desk. Please inquire tickets availability at your hotel.

Toyama Station Area Map



- Community Bus "Maidohaya"
- Express Bus
- Tram Station
- Local Bus (Toyama Station)
- Local Bus (Toyama Station kita-guchi)
- Taxi Stand
- "Avire" (Bike Rental Station)

Facilities/Contact Numbers

Toyama City Center Area

- 1 Toyama Castle Park**
076-443-2111
- 2 Samurai Experience Toyama**
076-439-0800 (Open 10:00 - 18:00)
- 3 Toyama City Hall Observation Tower**
076-443-2117
(Apr. 1 - Oct. 31
Open 9:00 - 21:00 on weekdays
10:00 - 21:00 on weekends and holidays)
(Nov. 1 - Mar. 31
Open 9:00 - 18:00 on weekdays
10:00 - 18:00 on weekends and holidays)
- 4 Matsu River Boat Cruise**
076-425-8440
- 5 Grand Plaza**
- 6 CENTRAM (City Tram Loop Line)**
076-421-2631
- 7 Fugan Canal Park**
076-444-6041
- 8 PORTRAM (Toyama Light Rail)**
076-433-7100
- 9 Toyama Municipal Folkcraft Village**
076-433-8270 (Open 9:00 - 17:00)
- 10 Kureha Hills Observation Point**
076-443-2111
- 11 Toyama City Family Zoo**
076-434-1234
(Mar. 15 - Nov. 30 Open 9:00 - 16:30)
(Dec. - Feb. Open 10:00 - 15:30)
- 12 Toyama Glass Studios**
076-436-2600 (Open 9:00 - 17:00)

Museums

- 1 Toyama Glass Art Museum**
076-461-3100 (Open 9:30 - 18:00)
- 2 Toyama Castle History Museum**
076-432-7911 (Open 9:00 - 17:00)
- 3 Sato Museum of Art and Tea Ceremony**
076-432-9031 (Open 9:00 - 17:00)
- 4 Toyama Science Museum**
076-491-2123 (Open 9:00 - 17:00)
- 5 Koshinokuni Museum of Literature**
076-431-5492 (Open 9:30 - 18:00)
- 6 Toyama Prefectural Museum of Art and Design**
076-431-2711 (Open 9:30 - 18:00)
- 7 Suiboku Museum of Black Ink Wash Painting**
076-431-3719 (Open 9:30 - 18:00)
- 8 Rakusui-tei Museum of Art**
076-439-2200 (Open 10:00 - 17:00)
- 9 Mori Shusui Museum of Art**
076-425-5700 (Open 10:00 - 18:00)
- 10 Millet Art Gallery**
076-423-7220 (Open 10:00 - 17:00)

Iwase & Mizuhashi Area

- 1 Iwase Canal Hall**
076-438-8446 (Open 9:30 - 17:00)
- 2 Iwase Hikiyama Festival (May 17 & 18)**
076-437-9715
- 3 Iwase Beach**
- 4 Mizuhashi Fisharena (Marine Recreation Facilities)**
076-482-3939 (Open 8:30 - 17:30)
- 5 Canal Cruise-Fugan Suijo Line**
(Scheduled to open from late Mar. to mid-Nov.)
076-482-4116

Yatsuo Area

- 1 Suwamachi Main Street**
(Selected as one of the best 100 streets in Japan)
- 2 Stone Wall Streetscape**
- 3 Keijusha (Japanese Traditional Paper Exhibit)**
076-455-1184 (Open 10:00 - 17:00)
- 4 Hikiyama Festival Float Center**
076-454-5138 (Open 9:00 - 17:00)
- 5 Owara Museum**
076-455-1780 (Open 9:00 - 17:00)

Important/Contact Numbers

Transportation

JR West Japan Hokuriku Information Center 076-265-5655 Open 7:00 - 22:00	Toyama Chihou Railway Telephone Center 076-432-3456 Open 8:30 - 17:30 Closed on weekends, national holidays, and the New Year holidays
Portram Shop Toyama Station North 076-433-7100 Open 7:00 - 19:00	Ainokaze Toyama Railway (Headquarters) 076-444-1300 Open 8:30 - 17:15 Closed on weekends, national holidays, and year-end and New Year holidays
Toyama Airport Information (Domestic) 076-495-3100 Open 6:20 - 21:10	

Airline Companies

ANA (All Nippon Airways) 0570-029-222	China Southern Airlines Toyama Branch 076-443-3895
Air Seoul Toyama Branch 076-428-2821	China Eastern Airlines Toyama Branch 076-428-5060
	China Airlines Toyama Sales Office 076-461-7100

Emergency Contacts

Police
110

Ambulance
119

Tourist Information

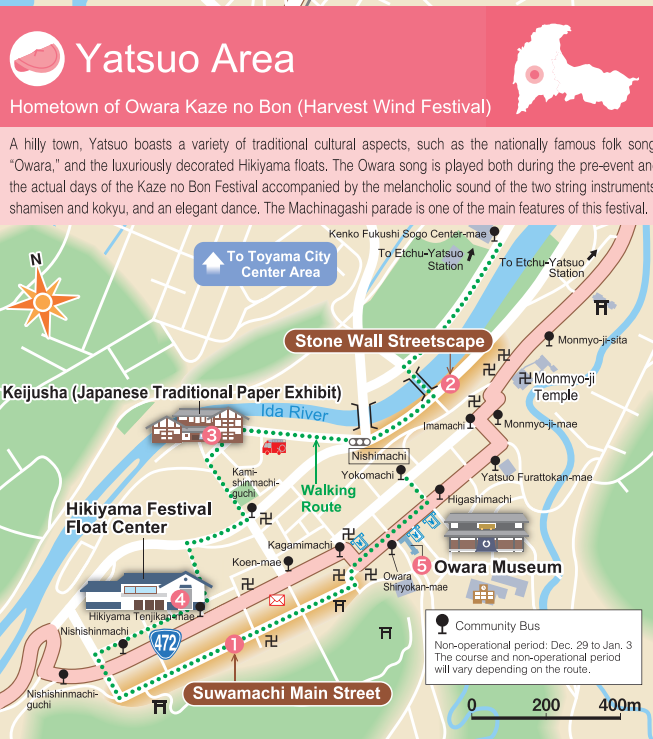
Toyama City Tourist Information Center
1-45 Honmaru, Toyama City (In Toyama Castle Park)
076-439-0800
Open 9:00 - 18:30
Closed on year-end and New Year holidays

Toyama Tourist Information Center
1-230 Meirin-cho, Toyama City
(Clarite 1F, Toyama Station)
Open 8:00 - 20:00
Open all year round

Toyama Yatsuo Tourist Association
076-454-5138

Accommodation Information


Toyama Hotel Ryokan Association
076-441-4796



Iwase Tour

Half Day Course

- Toyamaekikita Station
- Light Rail 23 min ride
- HigashiIwase Station
- 10 min walk
- Traditional Artisans' Street
- Mori 19th Century Residence
- 5 min walk
- Toyama Port Observatory
- 10 min walk
- Iwase Canal Hall
- 3 min walk Tour Boat 70 min ride
- Iwasehama Station Fugan Canal Park
- Light Rail 25 min ride 10 min walk
- Toyamaekikita Station
- Approx. Cost including fares and admission fees
1,800 yen




Yatsuo Tour

Half Day Course

- Toyama Station
- JR 24 min ride
- Etchu-Yatsuo Station
- Bus 4 min ride
- Kenko Fukushi Sogo Center-mae
- 7 min walk
- Stone Wall Streetscape
- 10 min walk
- Keijusha
- 10 min walk
- Hikiyama Festival Float Center
- 3 min walk
- Suwamachi Main Street
- 10 min walk
- Owara Museum
- 5 min walk
- Yokomachi
- Bus 4 min ride
- Etchu-Yatsuo Station
- JR 24 min ride
- Toyama Station
- Approx. Cost including fares and admission fees
2,300 yen



Bike Rentals



Rental Station Sign.

■ Bike Rentals "Avire" One-Day Pass

Public bike rental service is offered at 23 stations throughout the city center, and bikes can be rented at and returned to any of these stations. A one-day pass is available at affiliated accommodation facilities and car parks.

Rental fee

Base fee: 150 yen/24 hours + deposit (350 yen)
User fee: Free up to 30 minutes

(Regardless of times of use, there is no extra charge within 30 minutes. 200 yen for 31 to 60 minutes. Thereafter, an additional 500 yen for every 30 minutes.)

Phone: 0120-979-496
(Cyclocity Toyama Support Center)

Banking Institutions Offering Currency Exchange Services

Banking Institution	Branch	Dollars (US)
The Hokuriku Bank	Head Office	●
	Toyama Airport Currency Exchange	●
	Toyama Ekimae Branch	●
	Toyama Marunouchi Branch	●
	Echizenmachi Branch	●
	Yatsuo Branch	●
First Bank of Toyama	Sales Division, Head Office	●
	Toyama Ekimae Branch	●
	Gofuku Branch	●
The Bank of Toyama	Toyama Branch	●
The Hokoku Bank	Toyama Branch	●
Toyama Shinkin Bank	Sales Division, Head Office	●
Japan Post Bank	Toyama Branch	●

● Currency exchange services are offered at the above banking institutions and Toyama Tourist Information Center (1st floor, Toyama Station Cite).

● The ATM machines of Japan Post Bank at post offices and Seven Bank at Seven-Eleven convenience stores offer cashing services for credit cards issued outside of Japan. To check if your card is eligible, please look to see if the logo of your credit card company is displayed next to the machine. (Please contact credit card companies for details.)

Toyama City Tour Bus (Gurutto Bus)

City tour buses run over two routes around the city, northwest and south bounds. Starting and terminating at Toyama Station, they offer easy access to tourist spots, such as museums and parks. An attendant is also on board to offer information on major places of interest. For inquiries, please contact the telephone number below.

● Operation: Every day

● Fare: Adult 200 yen, Child 100 yen (per ride)
One-day pass (for both Tour Bus and City Tram)
Adult 700 yen, Child 350 yen

● Northwestern Route
Toyama Station→Toyama Prefectural Museum of Art and Design→Fugan Canal Park→Rakusutei Museum and Gardens→Toyama Municipal Folkcraft Village→Suiboku Museum→Koshinokuni Museum of Literature→Toyama Station

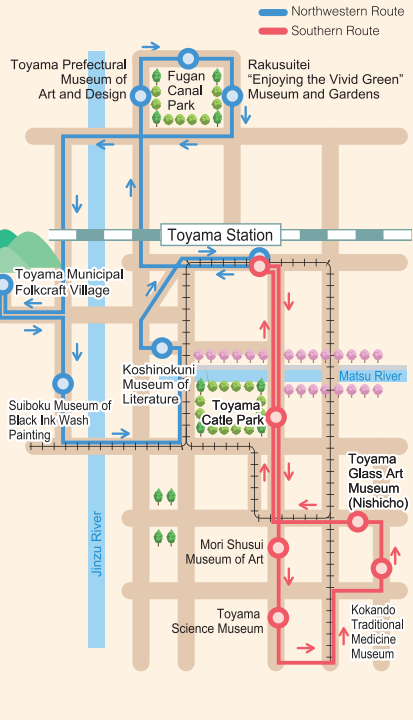
● Southern Route
Toyama Station→Mori Shusui Museum of Art→Science Museum→Kokando Traditional Medicine Museum→Glass Art Museum (Nishicho)→Castle Park→Toyama Station

● Phone: 076-432-3456
(Toyama Chihou Railway Telephone Center)

Regular Sightseeing Bus

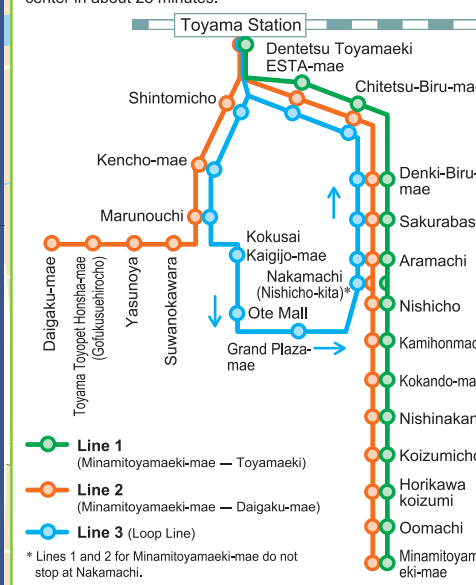
Note: Schedule varies depending on the year of operation. Please call the following number for details. (Reservations required)

■ Fare: Adult 2,800 yen, Child 1,200 yen
Parent and Child 3,500 yen
Phone: 076-431-3113
(Toyama Chihou Railway Ticket Center)



CENTRAM (City Tram Loop Line)

This tram goes around the central area of Toyama City. Operated every 5-10 minutes, a CENTRAM car circles the city center in about 28 minutes.



Legend

- 41 National Road
- JR/Ainokaze Toyama Railway
- Hokuriku Shinkansen "Bullet" Train
- Toyama Chihou Railway
- City Tram Station
- "Avire" (Bike Rental Station)
- Hotel
- Rent-a-car
- Parking
- Parking (space for coaches available)
- Taxi Stand
- Tourist Information Center
- Toyama Prefectural Government
- City Hall
- Police
- Fire Department
- Post Office (ATM)
- Bank or ATM
- Hospital
- Shinto Shrine
- Buddhist Temple
- Public Lavatory
- Cherry Trees

Line 1 (Minamitoyamaeki-mae — Toyamaeki)

Line 2 (Minamitoyamaeki-mae — Daigaku-mae)

Line 3 (Loop Line)

* Lines 1 and 2 for Minamitoyamaeki-mae do not stop at Nakamachi.

Recommended Downtown Walking Route Half Day Course

START Toyama Station

8 min walk

Toyama City Hall Observation Tower ③

2 min walk

Toyama Castle Park ①

1 min walk

Sato Museum of Art and Tea Ceremony/ Toyama Castle History Museum ②

8 min walk

Sogawa Shopping Arcade and Grand Plaza ⑤

2 min walk

Toyama Glass Art Museum ①

Loop Line 10 min ride

GOAL Toyama Station



Toyama City Hall Observation Tower

Toyama Castle Park

Sato Museum of Art and Tea Ceremony

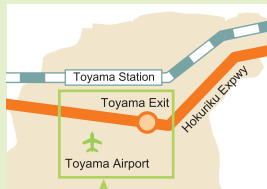
Toyama Castle History Museum

Sogawa Shopping Arcade and Grand Plaza

Toyama Glass Art Museum (Perspective)



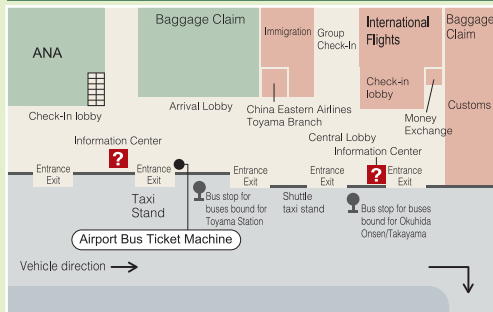
Toyama Airport Area



It takes approx. 30 minutes by Airport Bus or taxi from Toyama Airport to the city center.



Toyama Airport Map (First Floor)



Transportation/Destination	Approximate Travel Times	
 Toyama City Center Area	30 mins.	
Yatsuo Area	30 mins.	
Tateyama Town Area	1 hr.	
Taxi		
 Toyama Station	30 mins.	
Okuhida Onsen/Takayama	2 hrs. 30 mins.	
Airport Bus		

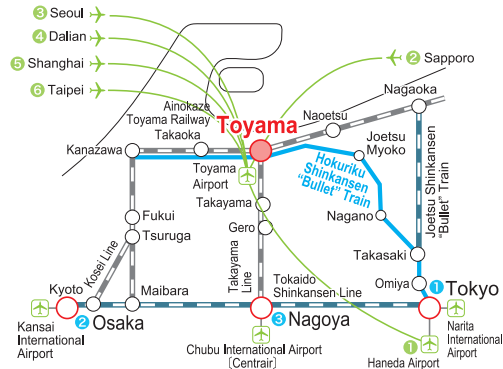
Issued by Toyama City Tourism Division

7-38 Shinsakura-machi, Toyama City, Toyama 930-8510
Phone: 076-443-2072

2018.12



Access to Toyama



Transportation	Approximate Travel Times
	
① ANA (Haneda Airport)	1 hr.
② ANA	1 hr. 30 mins.
③ Air Seoul	2 hrs.
④ China Southern Airlines	3 hrs. 15 mins.
⑤ China Eastern Airlines	3 hrs. 30 mins.
⑥ China Airlines	3 hrs. 55 mins.
Airplane	
	
① Hokuriku Shinkansen "Bullet" Train	2 hrs. 08 mins.
② Limited Express Thunderbird, Hokuriku Shinkansen "Bullet" Train	3 hrs. 10 mins.
③ Limited Express Shirasagi, Hokuriku Shinkansen "Bullet" Train	3 hrs. 10 mins.
JR	